
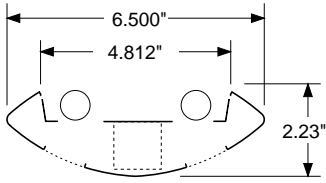


GES62U Ellipsoid Series

Suspended
Semi-Indirect Illumination



GES62U
6.50" wide indirect luminaire with down light slots



2 x T5HO



Construction

Housing: Extruded aluminum elliptical body 6.500" wide x 2.23" high, 6063T5, 0.083" minimum thickness. Available in one piece, unbroken lengths up to 24' with just two points of suspension.

Joiner System: Automatic alignment, no loose parts, one tool to tighten two factory installed bolts for a hairline seam. No light leaks.

Ballast: Osram - Sylvania or equal rapid start electronic ballast with less than 10% THD is standard: **ERS**.

Mounting and Feed: Aircraft cable is 7x7 stranded stainless steel with machined stainless steel stopper fitting at the top end. Lower end strands are welded and ground for easy insertion into continuously adjustable cable gripper. Feed cord is straight, white 3/C SVT or SJT #18 AWG. Coiled cord is available (specify **CC**).

Stems are 3/8" schedule 40 pipe with top swivels. California UBC compliant stems with internal safety cables available (specify **SEQ**).

Electrical

UL listed wiring and components throughout. Housing is completely wired with quick-connect plugs at all mating joints and individually tested. No fixture disassembly and no field wiring is required to install rows.

All fixtures bear UL & CUL Dry Location labels. Damp Location labels are available. Specify **DL** in the Options field.

Optical Performance

Reflectors: Hammertone specular aluminum, 95% reflectance with a 25 year warranty.

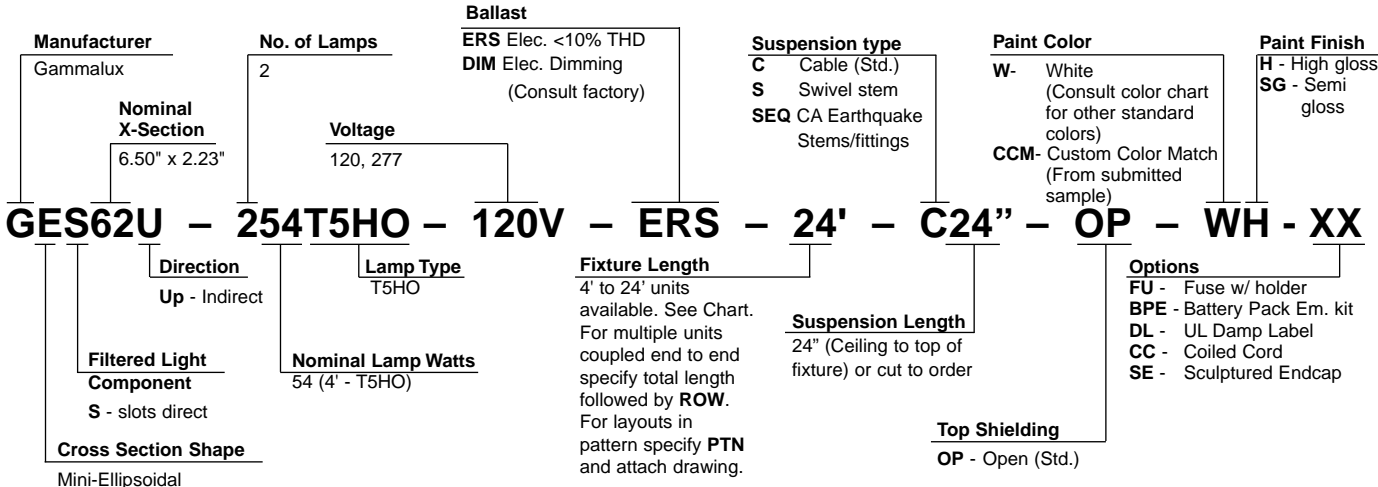
Downlight Component: Obround shaped slots with 0.020" white acrylic diffuser, 70% transmission factor.

Performance: Independent photometric laboratory testing - ITL or equal - is required. Luminaire is 91% efficient. Not more than 2% of fixture lumens shall be below 90°. Percentages of total lumens from 90°-120°, 90°-130° and 90°-150° shall be no less than 33%, 52% and 82% respectively. Luminances shall be no greater than 250 cd/sq.m from 65°-85° in 0°, 45° & 90° planes.

Finish

Housing and all exposed components are electrostatically sprayed with high solids aliphatic two component polyurethane to an average thickness of 2 mils. over acid etching primer. Specify **H** for high gloss in Paint Finish field. Specify **SG** for semi gloss.

Standard Features



Photometric Report

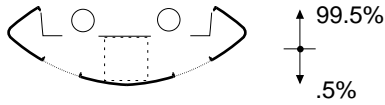
GES62U-254T5HO-120VERS-4'-C24"-OP-PT

Test: ITL #49328 09/28/99

IES Datafile: ITL49328.IES

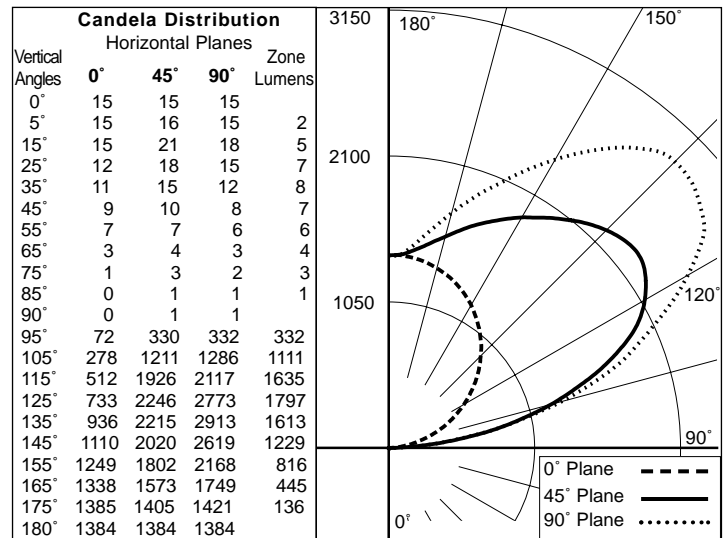
Lamps: 2-FP54T5HO (5000 lumens each)

91.6% Efficiency



LUMINANCE DATA IN CANDELA/SQ M

ANGLE IN DEG	AVERAGE 0-DEG	AVERAGE 45-DEG	AVERAGE 90-DEG
45	234.	260.	208.
55	224.	224.	192.
65	131.	174.	126.
75	71.	184.	99.
85	0.	84.	63.



Coefficients of Utilization – Zonal Cavity Method

Effective Floor Cavity Reflectance (rfc) = 0.20

RCC	80%				70%				50%			30%		
	70%	50%	30%	10%	70%	50%	30%	10%	50%	30%	10%	50%	30%	10%
0	.87	.87	.87	.87	.75	.75	.75	.75	.51	.51	.51	.30	.30	.30
1	.79	.76	.72	.69	.68	.65	.62	.60	.44	.43	.42	.26	.25	.24
2	.72	.66	.61	.57	.62	.57	.52	.49	.39	.36	.34	.23	.21	.20
3	.66	.58	.52	.47	.56	.50	.45	.41	.34	.31	.29	.20	.18	.17
4	.60	.51	.44	.39	.51	.44	.38	.34	.30	.27	.24	.18	.16	.14
5	.55	.45	.38	.33	.47	.39	.33	.29	.27	.23	.21	.16	.14	.12
6	.50	.40	.33	.29	.43	.35	.29	.25	.24	.20	.18	.14	.12	.11
7	.46	.36	.29	.25	.39	.31	.25	.22	.21	.18	.15	.13	.11	.09
8	.43	.32	.26	.21	.36	.28	.22	.19	.19	.16	.13	.11	.09	.08
9	.40	.29	.23	.19	.34	.25	.20	.16	.18	.14	.12	.10	.08	.07
10	.37	.27	.21	.16	.31	.23	.18	.14	.16	.13	.10	.09	.08	.06

Mounting Dimensions

For individual rows of luminaires with cable mounting

